


SURFACE MOUNT SWITCH SET




28/29 & 29P SERIES



- ◆ This Versatile Series Sets The Industry Standard For Commercial and Light Industrial Applications
- ◆ Surface Mount Magnetic Contacts ◆ Screw Down Flanges
- ◆ 24" #22AWG 2 Conductor Jacketed Lead on 29PA Series
- ◆ Concealed Screw Terminals on 28 Series
- ◆ Side Screw Terminals on 29 Series ◆ Longer Leads on 29PA Upon Request
- ◆ Hermetically Sealed ◆ Plated Contacts Resist Sticking or Freezing
- ◆ Covers, Spacers and Mounting Hardware Included
- ◆ Built-in E.O.L. Resistors and Diodes Upon Request
- ◆ Supervisory Loops and Dummy Terminals Upon Request
- ◆ Switches and Magnets Available Separately
- ◆ Colors: White, Mahogany, Gray ◆ Private Labeling Upon Request
- ◆ Lifetime Warranty



28A



29A



29PA

PART NUMBERS:

	Closed Loop	Open Loop	SPDT	DPDT
Standard Gap	28A	28B	28C	
Up To 1",	29A	29B	29C	
5/8" On Steel	29PA	29PB	29PC	29PD
Wide Gap	28AWG	28BWG	28CWG	
Up To 1 1/2",	29AWG	29BWG	29CWG	
3/4" On Steel	29PAWG	29PBWG	29PCWG	29PDWG
Extra Wide Gap	28AXWG	28BXWG	28CXWG	
Up To 2",	29AXWG	29BXWG	29CXWG	
1" On Steel	29PAXWG	29PBXWG	29PCXWG	

WARRANTY:

Lifetime warranty against workmanship, material and factory defects.

GEORGE RISK INDUSTRIES, INC.
GRI PLAZA
KIMBALL, NE 69145



MADE IN U.S.A.

TOLL-FREE 1-800-445-5218

TOLL-FREE 1-800-523-1227

(308) 235-4645

FAX (308) 235-3561

E-MAIL: grisales@megavision.com

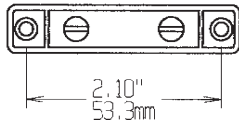
WEB SITE: www.grisk.com



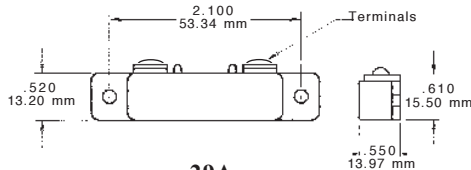
SURFACE MOUNT SWITCH SET

INSTALLATION APPLICATIONS:

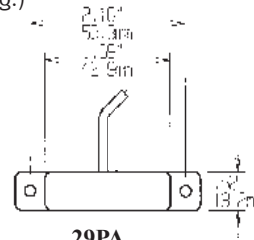
This series offers a standard gap of 1 inch, a wide gap of up to 1 1/2" and an extra wide gap of 2 inches and can be installed on a steel surface with a minimum gap penalty. The "P" style is a pre-wired switch with 2 feet of conductor cable. A broad range of mounting brackets are also available. (See spec sheet in accessory section of the G.R.I. full line catalog.)



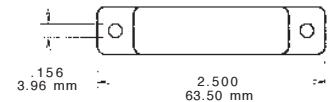
28A



29A



29PA



Magnet

Minimum General Specifications:

PART NUMBER	LOOP TYPE	ELECTRICAL CONFIG.	REED FORM	MAXIMUM INITIAL CONTACT RESISTANCE (Ω)	MAXIMUM CONTACT RATING (W)	MAXIMUM SWITCHING VOLTAGE (VDC/VAC)	MAXIMUM SWITCHING CURRENT (A)
28A	Closed	N/O	A	.150	10	160/110	.400
28AWG	Closed	N/O	A	.150	10	160/110	.400
28AXWG	Closed	N/O	A	.150	10	160/110	.400
29A	Closed	N/O	A	.150	10	160/110	.400
29AWG	Closed	N/O	A	.150	10	160/110	.400
29AXWG	Closed	N/O	A	.150	10	160/110	.400
29PA	Closed	N/O	A	.150	10	160/110	.400
29PAWG	Closed	N/O	A	.150	10	160/110	.400
29PAXWG	Closed	N/O	A	.150	10	160/110	.400
28B	Open	N/C	B	.100	5	175VDC	.250
28BWG	Open	N/C	B	.100	5	175VDC	.250
28BXWG	Open	N/C	B	.100	5	175VDC	.250
29B	Open	N/C	B	.100	5	175VDC	.250
29BWG	Open	N/C	B	.100	5	175VDC	.250
29BXWG	Open	N/C	B	.100	5	175VDC	.250
29PB	Open	N/C	B	.100	5	175VDC	.250
29PBWG	Open	N/C	B	.100	5	175VDC	.250
29PBXWG	Open	N/C	B	.100	5	175VDC	.250
28C	Open/Closed	SPDT	C	.100	5	175VDC	.250
28CWG	Open/Closed	SPDT	C	.100	5	175VDC	.250
28CXWG	Open/Closed	SPDT	C	.100	5	175VDC	.250
29C	Open/Closed	SPDT	C	.100	5	175VDC	.250
29CWG	Open/Closed	SPDT	C	.100	5	175VDC	.250
29CXWG	Open/Closed	SPDT	C	.100	5	175VDC	.250
29PC	Open/Closed	SPDT	C	.100	5	175VDC	.250
29PCWG	Open/Closed	SPDT	C	.100	5	175VDC	.250
29PCXWG	Open/Closed	SPDT	C	.100	5	175VDC	.250
29PD		DPDT	CX2	.100	5	175VDC	.250
29PDWG		DPDT	CX2	.100	5	175VDC	.250

CONTACT YOUR G.R.I. DISTRIBUTOR OR CALL:

GEORGE RISK INDUSTRIES, INC.
G.R.I. PLAZA
KIMBALL, NE 69145



MADE IN U.S.A.

TOLL-FREE 1-800-445-5218
TOLL-FREE 1-800-523-1227
(308) 235-4645

FAX (308) 235-3561

E-MAIL: grisales@megavision.com
WEB SITE: www.grisk.com